



Index

Intro

Keeping Your Students on Track in an Online Learning Environment **3**

Chapter 1 - Guides

PBIS in a Distance Learning Classroom **5**

Digital Expectation **8**

Using CICO to Connect with Students Digitally **9**

How to Keep Teachers Motivated During Distance Learning **11**

Chapter 2 - Incentives

PBIS Incentives for Distance Learning **16**

Teacher Incentives for Distance Learning **18**

Chapter 3 - Webinars

How to Use PBIS Rewards for Distance Learning – Webinar Recording **21**

How to Add Virtual Learning to Your Behavior Matrix – Webinar Recording **23**

Chapter 4 - How-To Videos

How-To Videos **26**

Learn More

Get Your Demo **27**

Keeping Your Students on Track in an Online Learning Environment

Over the short term, it's possible to maintain your learning momentum and return to the physical classroom without too much disruption. However, when you and your students are away from the classroom for an extended period, it may be harder to meet the goals you set forth at the beginning of the school year.

Distance learning can be challenging, both for students and for teachers. The structure of a typical school day in a physical classroom helps students develop necessary academic skills. A great deal of social-emotional learning happens in the classroom, as well.

Even though you and your students are no longer in the classroom together, you can keep connection in a variety of ways. Video lessons and classroom meetings, imaginative assignments using virtual tools, and whole-class events like digital spirit days can help you and your students stay on track. For schools using PBIS, it's possible to maintain your school's behavior matrix and award points by making a few simple adjustments.

Schools using a digital token economy can make these adjustments quickly and keep the momentum of their PBIS initiative going. PBIS Rewards can adapt to a distance learning environment and help you maintain connection with your students no matter where they are. You can even create virtual rewards to help your students spend their points while they are away from the physical classroom.

This PBIS eLearning Resources ebook is filled with great ideas and strategies to help you make the most of a distance learning situation. Even when your students are learning at home, PBIS Rewards can help them to learn and grow academically, socially, and emotionally!






CHAPTER 1

GUIDES

PBIS in a Distance Learning Classroom



While many of us are accustomed to surprise days off due to weather events, the global COVID-19 pandemic has altered our daily schedules for the foreseeable future. As schools make the shift to eLearning, classroom time can be challenging for teachers, students, and parents. Keep your students on track and make this unusual time a little more fun by using PBIS Rewards!

For Teachers

Student Acknowledgement

Yes! You can absolutely use PBIS Rewards to acknowledge your students, even when they're in a virtual classroom environment! Try these fun ideas:

Acknowledge students with points and comments when students:

- Complete assignments by the deadline
- Complete assignments before deadline
- Participate in photo or cooking challenges
- Complete an online visit to a museum or zoo
- Participate in a Spirit Day activity (check out our Spirit Week on Twitter), i.e.:
 - Elementary: Monday – wear pajamas, Tuesday – crazy hair, Wednesday – crazy socks, Thursday – dress like your teacher, Friday – hat day
 - Secondary: Monday – wear pajamas, Tuesday – wear school colors, Wednesday – crazy socks, Thursday – college gear, Friday – hat day

Create a Reward Event:

- Using video conferencing tools (Google Hangout, Zoom, Microsoft Teams EDU, etc.) that gives students points after attending the event
- Attend an online drawing class
- Attend an online book reading
- Create a Raffle for a digital gift card

Connect with Parents/Guardians

You can also **connect with parents/guardians** as well as students through PBIS Rewards.

Some of the ways you can do this in the app include:

- Provide an option for students and parents to ask questions

Communicate directly with parents to provide important information, such as:

- Meal availability
- Assignment updates
- Resources available in the community

PBIS Fidelity

Want to know how well you and your students are doing during eLearning?

You can review PBIS data and generate reports, including:

- Students earning points
- Daily Points Goal met

Connecting with your Colleagues

Need to keep in touch with your colleagues? Workplace Rewards for Teachers can help you do that! You can communicate directly with other staff members through the web portal or staff app.

Teachers who feel a little isolated due to the online classroom environment can:

- Post on the Workplace Rewards for Teachers Wall to share ideas (and GIFs)
- Post updates
- Recommend a teammate that helped with online lesson planning
- Request points, like for participating in Spirit Day activities
- Workplace Rewards for Teachers includes office staff and administrators, too!

Administrators can support and encourage their staff members by:

- Awarding points to teachers who are using PBIS Rewards daily
- Awarding points for staff utilizing other platforms in an innovative manner

- Planning a Raffle or Auction for gift card that can be mailed/emailed to staff member

For Students

Once the excitement and newness of the virtual classroom wears off, students will need to adapt to the online eLearning environment. You can help get them focused on this new situation by recognizing them for demonstrating kindness, responsibility, and active participation.

For example, students can earn points by:

- Being on time for video lesson
- Participating in online discussions
- Completing and submitting digital learning activities on time
- Working cooperatively with others online
- Completing an activity or project that was not assigned

Of course, earning all these points isn't any fun unless they can redeem them somehow. While they won't be able to use their points for physical items right now, you can give them some virtual options, including:

Google Hangout/Facetime with teacher to:

- Hear a favorite book
- Have virtual snack time with teacher
- Play an online game with teacher or administrator
- Co-Teach an online class – share about a specific topic
- Select a GoNoodle for the class to enjoy
- Show and tell with class members
- Check out our full list of incentive ideas for distance learning!

Just add these rewards to your classroom or school store and let them know what's available during this period of eLearning!

For Parents

Parents are operating under a unique set of circumstances, too. Many are working from home at the same time their children are attending eLearning classrooms. Encourage parents to connect through PBIS Rewards. They can communicate directly with their child's teacher(s) with questions and comments, and can help their child participate in class activities by:

- Sending the teacher a picture of their child completing an extra activity
- Notifying the teacher that the student completed chores to help the family
- Sending a picture of their child working with a sibling to solve a problem

While parents may be familiar with eLearning based on short-term events such as snow days, many may feel overwhelmed during this time. Holding your students accountable to your classroom or school behavior matrix will help. Just as you wouldn't abandon PBIS after winter break, keeping a sense of routine is important and helpful for most students.

eLearning With PBIS Rewards

PBIS Rewards can help to maintain an atmosphere of learning, even when your students are in the digital classroom for distance learning.

To help boost eLearning during this period, PBIS Rewards has compiled a list of online learning resources designed to assist educators (and parents) in making online learning fun and interesting. We'd love to hear your ideas for websites, online lessons, and other digital methods for education. Connect with us via social media to share your suggestions! a school begins the year with PBIS, only to abandon it later.

**PBIS**
Rewards

Digital Expectations

Be Responsible

- Prepare technology
- Be on time
- Stay on task
- Complete assignment





Be Respectful


- Think before you speak
- Share the space
- Address teacher with professional name

Be Safe

- Keep personal information private
- Report bullying comments to the teacher
- Only open emails from people you know
- Avoid inappropriate sites



Using CICO to Connect with Students Digitally



Are you looking for a way to connect with students digitally during eLearning?

While many schools are accustomed to eLearning days due to weather events, such time away from the classroom is typically short-lived. However, COVID-19 has radically changed education in the past few weeks. The prospect of completing the remainder of the school year online is now reality for schools everywhere. It is possible to connect with students digitally during this unique period.

Using CICO to Stay Connected Every Day

One school is using PBIS Rewards to help keep students on track for the remaining weeks of the school year. Parklane Elementary School in Fulton County, Georgia is using the PBIS Rewards Check-In/Check-Out (CICO) feature to do just that! The school has started daily CICO plans, with one class period and specific goals that relate to the student's needs. Such goals might include staying focused or completing assignments.

Each day, the CICO coach contacts the students assigned to them via phone, email, or other method of communication. This "check-in" time allows for relationship building, self-reflection and accountability. The student can discuss how they are doing both in academics and in their personal life. During the initial conversation, the coach will work with the student to set goals based on what they are doing well and where they have room to grow.

During the conversation, the coach will edit the data to score the student based on their discussion. It is during this conversation that “check out” also takes place. The coach can make comments about their conversation and finalize the check out for the day. If the coach misses a day, that is okay! Information can be edited for the previous day, and the coach can proceed with the check-in for that day.

Weekly CICO Plans

For some schools, a daily check-in isn’t necessary or practical. CICO also offers the option for weekly plans, if checking in with students once a week better fits your school’s needs. Coaches will still have the option to edit information, as well as add comments on the day of reviewing the plan.

CICO plans can work both for daily and weekly check-ins, provided that your school adheres to best practices. Keeping it simple, positive, and encouraging will help students to reach their CICO goals, even during eLearning.

Tracking CICO During eLearning

Of course, the best way to know how well your students are responding to their CICO plans is to look at the data. The Check-In/Check-Out feature of PBIS Rewards allows coaches to create and review reports for individual students as well as for all students using CICO. Coaches can view all student plans on the CICO Coaches’ page. These reports can be helpful for tracking trends as well as providing an overview of each student’s progress. Each coach can view comments, make edits, and even print the plans if needed.

Even when your school is doing eLearning, it’s possible to help your students to learn and grow with the Check-In/Check-Out feature in PBIS Rewards. Want to know more? Just ask!

How to Keep Teachers Motivated During Distance Learning



When you introduce a new initiative into a school, it can take some time for it to gain traction among your staff members. Staff buy-in for a PBIS initiative can be particularly challenging, given that it's a journey that takes three to five years to fully implement. Ultimately, you want at least 80% of your staff to participate in PBIS if you expect it to be effective. If you're in the midst of implementing PBIS in your school, a switch to distance learning might feel like a challenge. It doesn't have to be! Staying the course with your PBIS initiative can be just what you need to keep teachers motivated during distance learning.

Motivating Teachers During Distance Learning

It's hard for your staff not to feel as if they're on their own island, no matter how engaged they are with their students. They miss the daily contact of their colleagues, the routines of their classrooms, and the in-person collaboration with other teachers. A little recognition can go a long way under ordinary circumstances, so just think how much it can help in a distance learning situation.

If you're a school or district using PBIS Rewards, you already have a way to recognize your staff for their efforts, in real time. Workplace Rewards for Teachers is included in PBIS Rewards, and it works much in the same way PBIS Rewards works for your students. It's a place for admins and staff to recognize each other and redeem points for meaningful incentives.

How to Use Workplace Rewards for Teachers During Distance Learning

If you haven't made full use of the Workplace Rewards for Teachers feature in PBIS Rewards, distance learning can be a great time to rev up recognition. But where do you start, and how do you keep it going?

Start at the Top

Administrative support and commitment to change is imperative. Leaders need to anticipate challenges and questions that the staff may have in order to keep a clear focus on PBIS goals. You may need to retool your behavior matrix to reflect your distance learning environment. Seek out staff feedback via surveys, polls, and/or personal contact.

Set Realistic Expectations

Teachers want to meet the needs of their students but also balance the needs and demands of being at home with their family. Remind staff to set small goals that are achievable.

Set Them Up for Success

No matter where you are in implementing PBIS, training is critical to success. The PBIS Rewards app and web portal are simple to use, but you may want to offer training to help your staff really dig in to everything the software has to offer. There are plenty of other digital platforms available to make teaching and communicating easy, as well.

Get Their Input

Ask teachers what is happening in their classes and on their teaching teams. Send out surveys to gather their input. What do they need? What do their students need? Areas of concern? Incentives/Rewards they would enjoy? Staff members need to feel comfortable asking for help.

Hit the High Points

Keep to your core idea and common goal. Many of your staff members are not accustomed to providing distance learning over the long term. Try not to overwhelm staff with too much information or technology. What you share should touch on the biggest takeaway(s) that your staff needs.

Give Them the Feels

Teacher incentives! How do they feel when they receive acknowledgements? Teachers are the same as kids. Incentives could include entering teacher names into a raffle for a gift card that can be mailed, admin. will take a class Zoom meeting, or host a happy hour for a grade level. Utilize Workplace Rewards for Teachers to help provide feedback by recommending and requesting points.

Tell a Good Story

Ask a staff member who is having success with online learning to be an expert and share their story. Use a great video to provide the shared experiences staff can relate to.

Social Time

Help staff make connections by organizing online social events. Teachers like to have fun, too! Consider virtual spirit days, Where's Waldo in Your Room?, Kahoot trivia games, Happy Hour, Zoom Pictionary, Zoom from different locations in your house, and/or a private Facebook page for staff members. Connect with others in small groups and encourage staff members to reach out to those beyond their immediate circle.

Take a Time Out

Encourage staff members to focus on self-care. Provide examples of self-care or challenge/ Bingo board that can be completed.

Be a Flex-pert

As the distance learning landscape continues to change, flexibility is going to be a key! Your staff has insight into how well virtual learning is going for their students. You may need to modify your PBIS initiative based on their feedback. Be ready as the leader!

Acknowledging Your Staff

As distance learning becomes a long-term solution for many school districts, school leaders will want to acknowledge staff for their efforts.

Consider these ideas for point-worthy acknowledgement:

- Turning in lesson plans by the deadline
- Attending and participating in webinar meetings
- Going above and beyond to help a fellow staff member
- Willingness to try a new technology tool
- Utilizing PBIS Rewards with students and parents
- Attending professional development (various webinars, book studies, etc.)
- Sharing PBIS successes with staff members during online staff meeting
- Grade levels or departments that work together (lesson planning, using new technology tools, etc.)
- Integrating information about PBIS into newsletters that are sent home to parents
- Participation for staff spirit events (crazy hair staff meetings, meme competition, best snack competition)

As you continue to adapt to the virtual school environment, you will find plenty of opportunities to acknowledge and reward your staff. Just be sure to communicate any new incentives to your team to motivate them and show your appreciation.

Incentives for Staff During Distance Learning

School staff needs differ from school to school, and you will want to consider what kinds of incentives will motivate your team. Here are some ideas to get you started:

- Incentives for grade levels or departments
- Host grade-level celebratory events (Video Conferencing Staff Lounge or Happy Hour)
- Allow students to nominate teachers for incentives
- Raffle electronic gift card or mail gift card
- Prizes to be given when school resumes
- Staff member can present daily announcements
- “Snail Mail” with notes of encouragement for staff members

Again, poll your staff for ideas about the kinds of incentives they would like to see. Keep in mind that virtual incentives or items that can be delivered electronically can have immediate impact on staff morale. Don’t be afraid to think creatively!

Other Ways You Can Help Staff

Recognition and rewards are nice and will be appreciated, but sometimes your staff members just need a little assist from their school leaders. Ask them what they need from you to help their virtual teaching time go more smoothly!

You can provide assistance to your staff by:

- Creating templates completed for teachers (easy fill-in-the-blank forms to send home)
- Creating scripts for parent emails or phone calls
- Surveys sent out to check on social-emotional well-being of staff
- Providing daily announcements
- Consolidating community information in a single source at regular intervals that can be expected by families (daily Facebook messages, weekly newsletters, etc.)

However you decide to acknowledge and assist your staff during distance learning, know that Workplace Rewards for Teachers can help make it easier. Your staff is working hard to make sure their students get what they need – give them great feedback and lots of positive recognition. You’ll help to motivate them through a challenging time!



CHAPTER 2

INCENTIVES

PBIS Incentives for Distance Learning



Technology has made it easier to continue education even when it's not possible to physically be in the classroom. Distance learning, or eLearning, has been a mainstay of post-secondary education for many years now. It allows working adults to pursue a degree and remain employed. But for many teachers and students in elementary, middle, and high school, distance learning is not typically part of the school environment.

Distance Learning and PBIS

When circumstances force teachers and students out of the classroom and into an eLearning situation, it can be challenging to stay on track. Maintaining your PBIS initiative might feel impossible in times like these, but you CAN offer PBIS incentives during distance learning! PBIS Rewards makes it easy for you to reward your students anywhere – even when they're not in your physical classroom. Keep connected with your students, award points, and let your students redeem their earnings, all virtually!

Need some ideas for Distance Learning PBIS incentives?

We've got you covered! You can use these incentive ideas to keep your students engaged and make the most of your time in the virtual classroom.

Some of these distance learning incentives are designed to work in a digital classroom environment, and their effectiveness may depend on your school's approach to eLearning. For example, "Lunch with the Assistant Principal" would be a virtual lunch meeting via Google

Hangout, Zoom, Microsoft Teams, GoToMeeting... however you may be connecting with your students. As schools everywhere adjust and adapt to new methods of learning, distance learning incentives can help maintain a sense of togetherness within the school community.

Have an idea for PBIS incentives for distance learning? [Share it](#) and we'll add it to the list!

SEE LIST

Highlights from the Student PBIS Incentives for Distance Learning



Choose a Virtual Field Trip



Choose Video Conferencing Virtual Background



Drop Lowest Test/Quiz Grade



Facebook Post Dedicated to Student



Have a Virtual Snack with a Teacher



Participate in a Raffle for a Digital Gift Card

Teacher Incentives for Distance Learning



When it comes to adapting to a long-term distance learning environment, your teachers are rock stars. It's likely they jumped into this new challenge with the same enthusiasm they bring to everything in the classroom. But while they're busy keeping their students engaged in learning and awarding points from your modified behavior matrix, they could probably benefit from a little recognition, too.

Recognizing Your Teachers During Distance Learning

While there are some schools out there that have been providing virtual education since Day One, chances are your school is not accustomed to long-term eLearning. Your staff has had to be creative and nimble when it comes to their new classroom environment. It's only fitting that you recognize and reward them, just like they are doing for their students. Fortunately, Workplace Rewards for Teachers makes it easy for you to acknowledge their efforts, award points, and deliver incentives – all virtually!

Need some ideas to motivate your teachers during distance learning?

No problem! We've compiled a list of easy incentives to help you promote and encourage teacher motivation. Most of these incentives can be delivered in an online environment, so you can award them immediately. What better way to let your teachers know that you recognize the effort they're making?

Have an idea for an incentive that teachers will love in a virtual learning environment?
[Share it](#) and we'll add it to the list!

SEE LIST

Highlights from the Teacher PBIS Incentives for Distance Learning



Gift Card



Lunch delivered



School announcements shout-out



Coffee chat with admin



Ticket to faculty "lottery"




\$5 donation to favorite charity



CHAPTER 3

WEBINARS

How to Use PBIS Rewards for Distance Learning – Webinar Recording



The COVID-19 pandemic has pushed teachers and students alike into a new learning atmosphere. While everyone becomes accustomed to distance learning (eLearning), it's important to support the expectations that you established at the beginning of the school year.

Moving from a physical classroom to a distance learning environment can be a challenge, but it's still possible to maintain your PBIS initiative from a distance. PBIS Rewards is perfect for a distance learning environment!

Using PBIS Rewards for Distance Learning

PBIS Rewards recently hosted a webinar called "How to Use PBIS Rewards for Distance Learning," which included educators from two online schools:

- Heather Price, Principal, Brevard Virtual Secondary School
- Andrew Guy, Teacher, Achievement House Charter Cyber School

Both schools operate in a virtual environment and use PBIS Rewards to recognize and reward their students. Brevard has a physical main office and can provide face-to-face activities such as standardized testing or academic interventions. However, all their classes are delivered in a virtual environment. Achievement House is completely virtual.

Also taking part in this webinar were Anna Michaels, Professional Development Educator, and Jill Hanson, Lead Customer Support Consultant, both from PBIS Rewards. Emily Fiedler, Educational Relationship Consultant at PBIS Rewards led the discussion.

How to Make PBIS Rewards Work for Distance Learning

Topics and resources covered during this hour-long webinar included:

- Methods for recognizing students in a virtual environment
- Tips to make your virtual recognition process effective
- Ideas for virtual incentive ideas
- Methods to deliver physical rewards
- Operating a virtual school store efficiently
- Connecting with your students virtually
- Recognizing students as a group
- Monitoring points goal for teachers
- Recognizing quiet students who do the work but don't demand attention
- Encouraging teachers to celebrate the positives in students
- Recognizing teachers for their efforts
- Adjusting points goals from a face-to-face environment to a virtual environment
- Making sure teachers award points equitably
- Giving students access to PBIS Rewards
- How to contact PBIS Rewards support

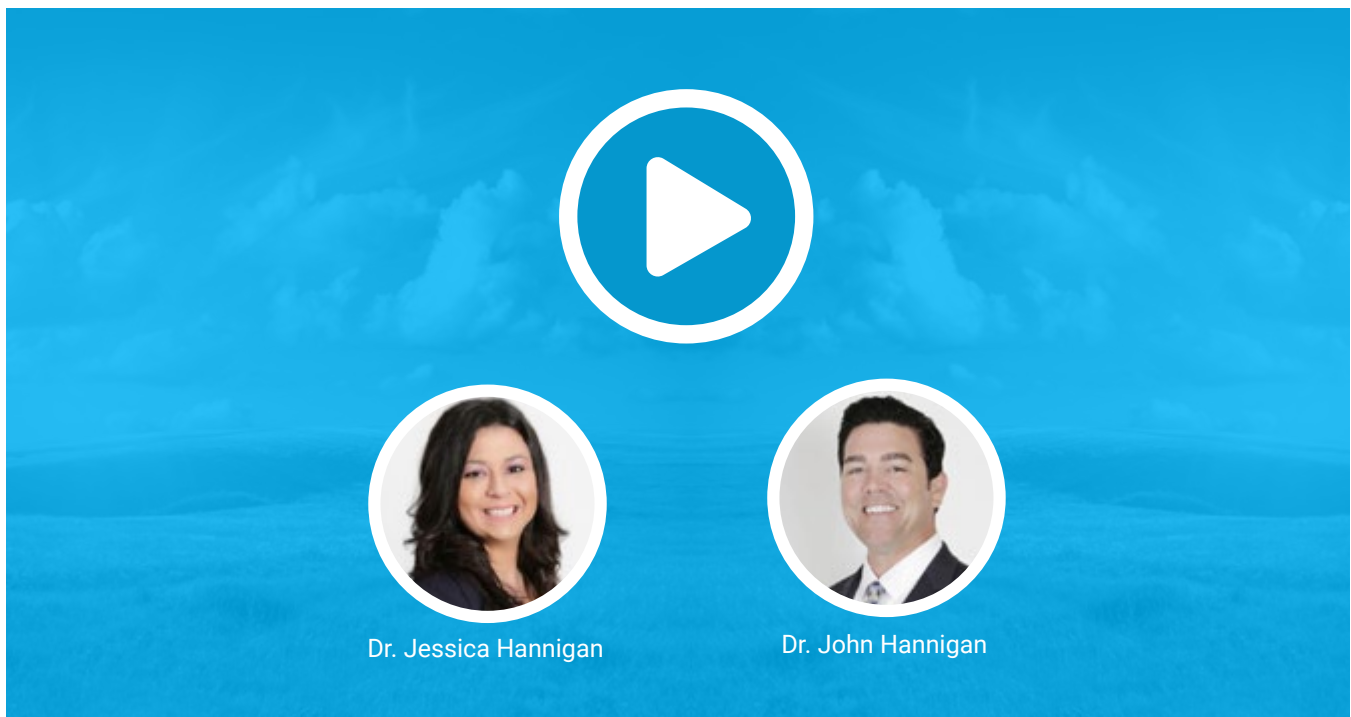
This flash webinar covered a lot of great information in just 60 minutes.

FLASH WEBINAR RECORDING

You can view our growing list of virtual incentives here: [PBIS Incentives for Distance Learning](#). Have an incentive to add to the list? Let us know!

As always, if you have any questions about PBIS Rewards, or if you need some guidance on using PBIS Rewards in a virtual environment, contact us. We're happy to help!

How to Add Virtual Learning to Your Behavior Matrix – Webinar Recording



A long-term virtual learning environment, especially for students accustomed to in-class learning, can present new behavioral challenges. As the typical routines and rhythms of the school day fall away, students must learn to navigate online learning themselves. For educators, helping students to master distance learning means they must adapt behavioral expectations for the current environment.

Creating a Positive Behavioral Environment During Distance Learning

Educators may feel they have less influence over behavior during distance learning. However, it is possible to continue social-emotional learning even in a virtual environment. The behaviors outlined in a school's existing behavioral matrix have been based on a physical school environment. As teachers and students navigate a distance learning environment together, there will be different criteria for positive and appropriate behaviors. To help schools develop a virtual behavior matrix, PBIS Rewards hosted a flash webinar with two experts:

- Dr. Jessica Hannigan, Assistant Professor, Educational Leadership Department, California State University, Fresno
- Dr. John Hannigan, Executive Leadership Coach, Fresno County Superintendent of Schools

The Hannigans are the authors of six books on behavior and PBIS, including *Don't Suspend Me!*

which three webinar participants were selected to receive at the conclusion of the event.

Moderating this webinar discussion was our own Jill Hanson, Senior Educational Support Consultant at PBIS Rewards. Senior Educational Relationship Consultant Brittany Kessler assisted with questions posed during the webinar.

How to Add Virtual Learning to Your Behavior Matrix

Teaching students to be good digital citizens has become a big part of the current distance learning environment. Without the routines and social cues present in a physical classroom, educators have had to adapt their behavior expectations. Topics covered during this webinar included:

- The purpose of MTSS in supporting the whole child
- Defining, teaching, and reinforcing expectations during virtual learning
- Seeking input from both teachers and students
- Adding a virtual learning component to your matrix
- The importance of giving and receiving respect for both teachers and students
- Developing a virtual learning agreement
- How often to reinforce each item in the virtual matrix
- Presenting the virtual matrix to the school community
- Involving and supporting parents
- Creating standards and setting goals for teachers
- Using data to see how things are going
- Using PBIS Rewards to help in a virtual environment

This flash webinar covered a lot of great information in just 60 minutes.

FLASH WEBINAR RECORDING

See The Rest Of Our Distance Learning Webinars

WEBINAR RECORDINGS



CHAPTER 4

HOW-TO VIDEOS

How-To Videos



Parent Messaging

Communication with parents is very important in a PBIS initiative! Learn more about how to use the PBIS Rewards app to communicate with parents, both as a group and individually!

WATCH VIDEO



Leaving Comments When Giving Points

Behavior-specific praise and feedback matters to your students! Learn more about how to add comments to the points you give to students for meeting expectations!

WATCH VIDEO



Awarding Points in Events

You can award points to multiple students at once using the Events option in PBIS Rewards. Learn more about how to set up an event, add students, and award points, easily and quickly!

WATCH VIDEO

Get Your Demo

To see how you can use PBIS Rewards in a distance learning environment, schedule a **demo!** A PBIS Rewards demo is a great way to experience the simplicity and ease-of-use of our digital, schoolwide PBIS Management solution.

SCHEDULE YOURS TODAY!

REQUEST A DEMO



812-434-6685

223 NW 2nd St., STE 300 Evansville IN 47708

